



Monte Vista Elementary School

Glendale Unified School District

2620 Orange Ave. • La Crescenta, CA 91214 • (818) 248-2617

Dr. Susan J. Hoge, Principal

Serving grades Kindergarten through Six

2005-2006 School Accountability Report Card

District Administration

Dr. Michael F. Escalante
Superintendent

Eva Rae Lueck
Chief Business & Financial Officer

Cathleen McMullen
Assistant Superintendent,
Human Resources

Dr. Gregory Franklin
Assistant Superintendent,
Educational Services

Alice Petrossian
Assistant Superintendent,
Educational Services

Lou Stewart
Assistant Superintendent,
Special Education

Board of Education

Chakib Sambar
President

Pamela Ellis
Vice President

Greg Krikorian
Clerk

Joylene Wagner
Member

Mary W. Boger
Member

Christopher Panosian
Student Member

www.gusd.net

Principal's Message

Monte Vista Elementary School reflects excellence in many ways. The school motto is "At Monte Vista, We Support Excellence." This excellence is supported by the hard work of teachers, support staff, students, parents, and community. These groups work intensely and collaboratively so that all students can learn and succeed at high levels. Parent and community involvement is high.

Our mission statement also reflects this attitude: "At Monte Vista, parents, staff, and students support high expectations for standards-based instructional excellence in a safe and nurturing environment while ensuring all students succeed academically and socially in a diverse society."

Monte Vista Elementary School was named a National Blue Ribbon School in 2005. In addition, Monte Vista Elementary School was named a California Distinguished School. Our school earned this designation in both 2000 and 2004.



Currently, the site is undergoing modernization to comply with State and Federal regulations. When completed, we will have excellent upgrades of the main entrance, administrative areas, library, technology lab, classrooms, and walkways.

As a relatively new principal of Monte Vista Elementary School, I am delighted by the tradition of excellence. I am working to continue this tradition as I contribute and support students, staff, parents, and community. I will use my many years of experience to nurture and expand excellence in our school community.

School Mission Statement

Ensure that all students succeed academically and socially, acquiring the ability to expand and utilize knowledge through coordinated curricula, varied teaching strategies, application of advanced technology, and multicultural appreciation within a dynamic, diverse community where parents, staff, and students share high expectations for excellence.



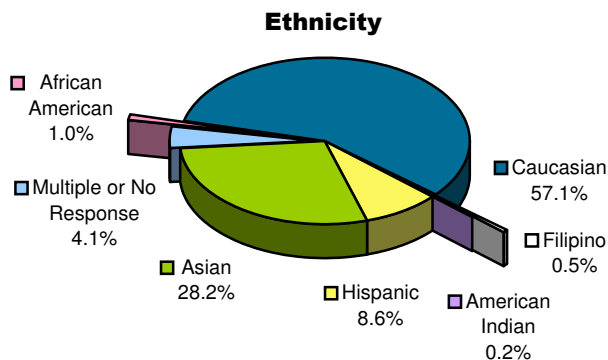
Community & School Profile

Situated on the eastern border of the San Fernando Valley at the base of the Verdugo Mountains, the city of Glendale is the third largest city in all of Los Angeles County. Glendale Unified School District serves more than 28,000 students on both year-round and traditional calendar systems. Comprised of 20 elementary schools, four middle schools, five high schools, and two specialized schools, the district offers a variety of creative programs that provide Glendale parents and students with many options for fulfilling individual needs and goals.

Monte Vista Elementary, located in the northern section of La Crescenta, originally opened in 1948. Educational programs at the school are tailored to meet the needs of an ever-changing school population, with students eventually moving on to Rosemont Middle School and Crescenta Valley High School.

During the 2005-06 school year, 592 kindergarten through sixth grade students were enrolled at the school on a traditional calendar system. The 2005-06 student population consisted of 1.4% 'Socioeconomically Disadvantaged,' 10.5% 'English Learners,' and 11.0% 'Students with Disabilities.'

Additional student body demographics are illustrated below.



Discipline & Climate for Learning

Students at Monte Vista Elementary School are guided by specific rules and classroom expectations that promote respect, cooperation, courtesy, and acceptance of others. The goal of Monte Vista Elementary School's discipline program is to provide students with opportunities to learn self-discipline through a system of consistent rewards and consequences for their behavior. Parents and students are informed of discipline policies at the beginning of each school year through classroom orientation and individual parent/student handbooks.



In addition to sponsoring programs that eliminate bullying, bolster conflict resolution, and promote peaceful interactions on campus, the school participates in the Glendale Character and Ethics Project. The program highlights one "guiding word" per month, such as respect, honesty, self-discipline, citizenship, or responsibility.

The Suspensions and Expulsions table below illustrates total cases for the school and district at all grade levels, as well as the percentage of total enrollment. Suspensions are expressed in terms of total infractions, not total number of students, as some students may have been suspended on several occasions. Expulsions occur only when required by law or when all other alternatives have been exhausted.

Suspensions & Expulsions

	Monte Vista			GUSD		
	03-04	04-05	05-06	03-04	04-05	05-06
Suspensions	18	17	8	4,901	4,858	3,355
Suspension Rate	2.76%	2.75%	1.35%	16.65%	16.86%	11.98%
Expulsions	0	0	0	65	56	39
Expulsion Rate	0.0%	0.00%	0.00%	0.23%	0.19%	0.14%

Extracurricular Activities & Student Recognition

Students are encouraged to participate in the school's additional academic and extracurricular activities that promote positive attitudes, encourage achievement, and aid in the prevention of behavioral problems. Extracurricular and enrichment activities include:

- Armenian Club
- Project Fair
- Chorus
- Drama
- GATE Enrichment
- Basketball (after school)
- Student Council
- Orchestra
- Library Clubs
- Math Club
- Science Fair

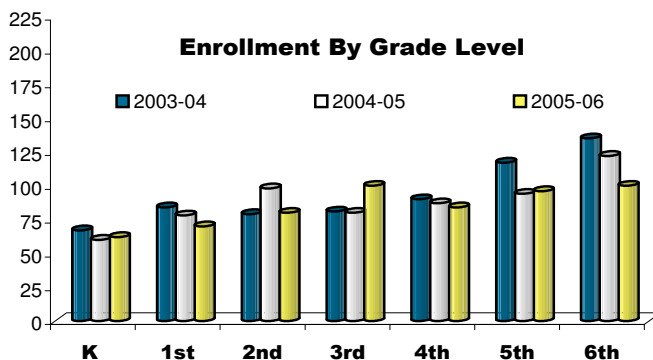
To build self-esteem and recognize student achievement, certificates, ribbons, prizes, and various other awards are given to students at assemblies and special presentations throughout the school year.

Activities, honors, and programs include:

- Monty's Masters
- Monty Stars
- Principal Pals
- Orchestra/Honors Orchestra
- Caldecott & Newbery Projects
- Presidential Physical Fitness Award
- Presidential Academic Achievement Award
- Student of the Month
- Accelerated Reader
- Turkey Bowl
- Commemorative Dog Tags
- Reflections
- Spelling Bee

School Enrollment & Attendance

School districts receive financial support from the state for the education of the students they serve based on how many students attend each day. Most importantly, attendance is critical to academic achievement. Student attendance is carefully monitored to identify those students exhibiting excessive absences. The following chart illustrates enrollment at Monte Vista Elementary over the past three years.



Attendance, tardy, and truancy policies are clearly stated, consistently enforced, and consequences are fairly administered. Parents are advised of their responsibilities, including proper notification of when and why students are absent. Staff members make daily phone calls to parents when children are absent. When a student has repeated tardies or unexcused absences a letter is mailed home, and a parent conference may be scheduled.

In the event of habitual truancy, students may be referred to the district's School Attendance Review Board (SARB). The SARB is utilized when students have persistent attendance and behavior problems in school, and when the normal avenues of classroom, school, and district counseling are not effective.

Class Size

Monte Vista Elementary maintained a schoolwide average class size of 24 students and a pupil-to-teacher ratio of 23:1 during the 2005-06 school year. The following chart shows average class size by grade level, as well as the number of classes offered in reference to their enrollment.



Class Size Distribution

	Average Class Size			Classrooms Containing:								
	Class Size			1-20 Students			21-32 Students			33+ Students		
	04	05	06	04	05	06	04	05	06	04	05	06
K	19	20	18	4	4	5	0	0	0	0	0	0
1st	20	20	19	4	4	3	0	0	0	0	0	0
2nd	20	20	20	4	5	4	0	0	0	0	0	0
3rd	20	20	20	3	4	5	1	0	0	0	0	0
4th	34	32	35	0	0	0	0	2	0	2	0	2
5th	35	34	36	0	0	0	0	0	0	3	2	2
6th	32	34	32	0	0	0	3	0	3	1	3	0
K-3rd	13	n/a	19	1	0	1	0	0	0	0	0	0
4th-6th	32	32	34	0	0	0	1	2	0	0	0	1

Class Size Reduction

	04	05	06
K	100%	100%	100%
1st	100%	100%	100%
2nd	100%	100%	100%
3rd	75%	100%	100%
K-3rd	100%	n/a	100%

In 1996, state legislature approved implementation of the Class Size Reduction (CSR) program, which provides funding to hire additional teachers, assisting schools in reducing K-3 class sizes to a maximum of 20 students. The adjacent chart displays the percentage of classrooms at Monte Vista Elementary School that successfully met CSR requirements for the past three years.

Safety of students and staff is a primary concern of Monte Vista Elementary School. Parent volunteers, noon yard supervisors, administrators, and teachers supervise students at breaks, lunch, and before and after school. All visitors to the campus must report to the front office, sign in, and obtain a visitor's pass which must be displayed at all times.

The School Site Safety Plan is evaluated and revised annually by members of the Site Safety Committee; all revisions are shared immediately with staff members. Key elements of the plan include: child abuse reporting procedures, teacher notification of dangerous pupils procedures, disaster response procedures, procedures for safe ingress and egress from school, sexual harassment policy, and dress code policy. The school is always in compliance with the laws, rules, and regulations pertaining to hazardous materials and state earthquake standards. Fire and earthquake drills are conducted on a regular basis throughout the school year.

Minimum Days & Instructional Minutes

During the 2005-06 school year, Monte Vista Elementary offered 180 days of instruction, comprised of 175 regular days and five minimum days. Minimum days are scheduled for parent-teacher conferences and the last day of instruction. Additionally, each Wednesday is set aside as a "banking day." Banking days are shortened by one hour in order to allow time for grade-level or faculty meetings, staff development, and classroom planning. All instructional time offered during the 2005-06 school year exceeded the annual minute requirements specified in the California Education Code.

Instructional Minutes by Grade Level

	Required Minutes	Actual Minutes
K	36,000	40,275
1st-3rd	50,400	50,660
4th-6th	54,000	54,145

Cleaning Process

Monte Vista Elementary School provides a safe and clean environment for students, staff, and volunteers. The district governing board has adopted cleaning standards for all schools in the district. Basic cleaning operations are performed on a daily basis throughout the school year with emphasis on classrooms and restrooms. A joint effort between students and staff helps keep the campus clean and litter-free. The principal works daily with the custodial staff to develop sanitation schedules that ensure a clean, safe, and functional learning environment.

Maintenance & Repair

A scheduled maintenance program is administered by Monte Vista Elementary School's custodial staff on a regular basis, with heavy maintenance functions occurring during vacation periods. Additionally, a scheduled maintenance program is administered by Glendale Unified School District to ensure that school grounds and facilities remain in excellent repair. A work order process is used when issues arise that require immediate attention. Emergency repairs are given the highest priority; repair requests are completed efficiently and in the order in which they are received.

School Facilities & Safety

Originally constructed in 1948, Monte Vista Elementary is currently situated on 7.09 acres, and comprised of 28 classrooms, a library/media center, one computer lab, a cafeterium, a lunch shelter, grassy fields, a blacktop playground, and administrative offices. Measure K funding has made it possible for Monte Vista Elementary to add accessible paths of travel throughout campus, and renovate all restrooms, classrooms, administrative areas, the library, and the technology lab. The final phases of modernization, including installation of an elevator, are expected to be complete by winter of 2006. The following chart displays the results of the most recent school facilities inspection, completed on October 31, 2006.

Facility Conditions & Planned Improvements

Date of Williams Facilities Inspection: n/a

Item Inspected	Facility in Good Repair		Repair Needed & Action Taken or Planned
	Yes	No	
Gas Leaks	X		At the time of publication, Monte Vista Elementary School had not yet received a Williams Facility Inspection due to its statewide ranking (10th decile). The school is inspected annually by the fire marshal and monthly by school site administrators. All issues discovered during these inspections are given the utmost priority. For more information regarding the new facilities requirements pursuant to Williams vs. the State of California, please see http://www.cde.ca.gov .
Mechanical Systems	X		
Windows/Doors/Gates (interior/exterior)	X		
Interior Surfaces (walls, floors, & ceilings)	X		
Hazardous Materials (interior/exterior)	X		
Structural Damage	X		
Fire Safety	X		
Electrical (interior/exterior)	X		
Pest/Vermin Infestation	X		
Drinking Fountains (inside/outside)	X		
Restrooms	X		
Sewer	X		
Playground/School Grounds	X		
Other	X		

Deferred Maintenance Budget

The State School Deferred Maintenance Budget Program provides state matching funds on a dollar-for-dollar basis, to assist school districts with expenditures for major repair or replacement of existing school building components. Typically, this includes roofing, plumbing, heating, air conditioning, electrical systems, interior or exterior painting, and floor systems.

For the 2006-07 school year, Glendale Unified School District has budgeted \$1,238,000 for the deferred maintenance program, which represents 0.57% of the district's general fund budget. As part of a five-year plan, Monte Vista Elementary School is scheduled to receive asbestos abatement, exterior electrical and plumbing upgrades, new floor coverings, HVAC and door hardware replacements, exterior painting, asphalt sealcoating, and roofing repairs between 2006 and 2010.

School Leadership

Leadership at Monte Vista Elementary is a responsibility shared among district administration, the principal, instructional staff, students, and parents. Primary leadership duties at the school have been assumed by Principal Susan J. Hoge, Ed.D., for the past two years. Prior to this position, Dr. Hoge served as an administrator, resource teacher, and bilingual teacher in several districts throughout the state. She has 32 years of experience in education.

Staff members are encouraged to participate on various committees that make decisions regarding the priorities and direction of the educational plan. These committees ensure that instructional programs are consistent with students' needs and comply with district goals. Opportunities for involvement include:

- Instructional Leadership Team (ILT)
- Monte Vista Foundation
- Parent-Teacher Association (PTA)
- Student Study Teams
- Individual Education Plan (IEP) Teams
- Individual Intervention Learning Program (IILP)
- Safety Committee
- Literacy Team
- School Site Council
- Technology Team
- Learning Communities

Student Achievement & Testing

Various measures of student achievement are used as an ongoing part of the quality instructional program at Monte Vista Elementary School. These assessments provide a measurement of students' actual progress and evaluate the effectiveness of instructional programs. In addition to the Standardized Testing and Reporting (STAR) program, the school and district administer other assessments to determine the progress of each student. Kindergarten students take a district-developed inventory exam, while first through sixth grade students take district math and writing benchmark assessments. Results of these assessments and state testing are evaluated annually to determine whether each student is performing below, at, or above grade-level standards.

Physical Fitness

In the spring of each year, Monte Vista Elementary School is required by the state to administer a physical fitness test to all fifth grade students. The physical fitness test measures each student's ability to perform fitness tasks in six major areas: Aerobic Capacity, Body Composition, Abdominal Strength, Trunk Extension Strength, Upper Body Strength, and Flexibility. Students who either meet or exceed the standards in all six fitness areas are considered to be physically fit or in the 'healthy fitness zone' (HFZ). During the 2005-06 school year, 71.1% of Monte Vista Elementary School's fifth grade students met or exceeded state fitness standards.

California Standards Test

The California Standards Test (CST), a component of the STAR Program, is administered to all students in the spring to assess student performance in relation to the State Content Standards. Student scores are reported as performance levels: Advanced (exceeds state standards), Proficient (meets standards), Basic (approaching standards), Below Basic (below standards), and Far Below Basic (well below standards). The combined percentage of students scoring at the Proficient and Advanced levels in English/Language Arts, Math, and fifth grade Science, for the most recent three-year period, is shown below.

California Standards Test (CST)

Combined % of Students Scoring at Advanced & Proficient Levels

	English/Language Arts															Mathematics															Science		
	2nd			3rd			4th			5th			6th			2nd			3rd			4th			5th			6th			5th		
	04	05	06	04	05	06	04	05	06	04	05	06	04	05	06	04	05	06	04	05	06	04	05	06	04	05	06	04	05	06	04	05	06
All Students																																	
MVES	66	71	82	75	59	65	79	84	82	83	84	77	80	80	80	87	83	87	86	81	81	89	74	84	84	86	86	73	89	87	68	58	75
GUSD	43	50	57	40	39	46	51	57	59	57	57	56	50	56	59	62	66	71	57	66	69	60	59	64	61	64	64	56	62	61	35	41	44
California	35	42	47	30	31	37	39	47	49	40	43	43	36	38	41	51	56	59	48	54	58	45	50	54	38	44	48	35	40	41	24	28	32
Females																																	
MVES	73	75	94	76	64	70	86	92	85	88	92	87	90	86	89	90	80	85	84	76	80	93	73	82	83	86	91	79	90	88	64	56	75
GUSD	46	53	63	45	43	49	55	63	65	60	60	62	56	61	61	61	65	71	57	66	65	59	61	66	61	64	65	55	63	60	33	38	44
California	39	45	31	33	35	39	43	52	54	44	46	47	39	41	44	50	55	58	47	54	56	45	51	55	38	45	48	34	39	41	21	26	30
Males																																	
MVES	61	64	72	74	56	60	72	75	80	78	75	66	69	72	67	86	87	89	88	85	82	84	75	86	87	85	80	67	87	84	72	60	73
GUSD	39	48	51	34	35	41	47	51	55	52	55	51	45	51	57	63	68	71	57	66	73	59	57	63	60	65	62	57	61	61	38	43	45
California	32	39	43	27	29	33	36	44	46	36	39	40	33	35	39	52	58	59	50	56	58	45	50	54	36	43	48	36	41	42	26	32	34
English Learners																																	
MVES	41	48	*	73	59	31	17	75	*	67	*	*	17	50	*	76	86	*	93	82	46	75	67	*	93	*	*	33	83	*	27	*	*
GUSD	32	37	44	20	17	23	19	28	29	21	16	17	16	20	19	54	58	63	42	51	54	36	37	41	37	35	35	31	30	27	9	9	11
California	18	23	27	10	12	15	15	19	24	12	13	13	6	7	8	38	43	45	32	40	41	26	32	36	17	22	24	11	13	14	4	6	7
Special Education																																	
MVES	*	*	73	*	33	*	*	31	67	*	55	17	44	*	*	*	*	73	*	67	*	*	46	87	*	45	42	25	*	*	*	36	25
GUSD	26	28	34	19	17	27	24	22	30	20	24	17	17	14	22	37	38	46	30	39	41	31	23	33	23	28	20	16	17	17	18	17	13
California	16	19	23	14	13	16	16	19	21	14	15	14	9	10	12	29	33	34	26	29	31	20	22	25	13	17	18	10	11	12	10	12	14
Asian																																	
MVES	62	71	67	76	62	69	69	95	85	90	80	95	77	77	83	81	91	75	90	88	83	94	85	93	95	95	91	77	100	93	65	58	82
GUSD	69	69	77	68	60	67	71	78	82	77	77	78	69	76	81	85	88	90	89	88	90	89	86	90	86	89	91	84	88	88	58	61	64
California	60	66	70	54	54	59	64	71	73	63	67	67	59	60	66	77	79	81	75	81	82	74	79	81	67	74	76	66	69	72	43	50	54
Caucasian																																	
MVES	73	77	86	75	62	75	85	82	85	82	86	75	84	84	81	91	85	90	83	77	84	83	74	80	82	82	84	73	84	83	69	61	75
GUSD	46	54	61	42	42	47	54	60	64	58	59	59	52	59	60	66	69	75	59	67	73	62	62	67	64	68	67	58	65	63	38	42	47
California	53	61	65	48	51	55	59	68	69	60	63	63	56	58	61	67	73	74	64	70	73	61	65	68	51	58	64	51	58	58	42	49	52

* Due to the moderate number of students tested, scores will not be disclosed.

Parent & Community Involvement

Parents and the community are very supportive of the educational programs at Monte Vista Elementary School. Numerous programs and activities are enriched by the generous contributions made by the following groups and/or organizations: Parent-Teacher Association (PTA), Glendale News Press, Valley Sun, Party Lite, Ralph's, Trader Joe's, Glendale Flower Mart, Monte Vista Foundation, Tazza Coffee, Merle Norman, Glendale Community Foundation, and Berolina Bakery.

Norm-Referenced Test (NRT)

The norm-referenced test (NRT), currently the California Achievement Test, Sixth Edition (CAT/6), shows how well students are doing compared to students nationally in reading, language, spelling, and mathematics. Prior to 2005, all students in grades two through eleven were tested each spring. Currently, only students in grades three and seven are tested. The chart below reflects the percentage of student scores at or above the national average (50th percentile) in Reading and Math.

CAT/6																														
% Scoring At or Above the National Average																														
	Reading												Mathematics																	
	2nd			3rd			4th			5th			6th			2nd			3rd			4th			5th			6th		
	04	05	06	04	05	06	04	05	06	04	05	06	04	05	06	04	05	06	04	05	06	04	05	06	04	05	06	04	05	06
Monte Vista	75			70	69	57	66			81			82			91			87	86	86	85			87			84		
GUSD	54			40	40	44	45			50			59			62			63	66	69	59			67			72		
California	47			35	36	37	35			40			46			58			53	55	55	49			50			53		
Subgroups																														
Females	73			71	76	57	73			80			88			87			87	85	83	89			88			89		
Males	76			68	65	56	58			81			75			94			88	88	89	81			87			78		
English Learners	59			53	59	8	25			73			50			82			87	76	69	67			80			58		
Special Education	*			*	47	*	*			*			31			*			*	67	*	*			*			31		
Asian	73			71	73	46	63			93			83			92			81	88	91	89			90			90		
Caucasian	80			69	68	69	68			75			83			91			88	85	86	85			87			84		

Beginning in 2005, the CAT/6 tested reading/language arts, spelling, and mathematics, in grades three and seven only, and no longer tested science in any grade.

* Due to the moderate number of students tested, scores will not be disclosed.

Academic Performance Index

The Academic Performance Index (API) is an annual measure of the academic performance and progress of schools in California. API scores range from 200 to 1,000, with a statewide target of 800.



Statewide API Rank: The statewide API rank ranges from 1 to 10. A statewide rank of '1' means that the school has an API score in the lowest 10 percent of all schools in the state, while a statewide rank of '10' means that the school has an API score in the highest 10 percent of all schools in the state.

Similar Schools API Rank: The similar schools API rank reflects how a school compares to 100 statistically matched "similar schools." A similar schools rank of '1' means that the school's academic performance is comparable to the lowest performing 10 schools of the 100 similar schools, while a similar schools rank of '10' means that the school's academic performance is better than at least 90 of the 100 similar schools.

API Growth				
	2003-04	2004-05	2005-06	2006 API
Statewide API Rank	10	10	10	Growth
Similar Schools API Rank	5	7	7	Score
All Students				
Actual API Growth	10	-3	8	911
Asian				
Actual API Growth	0	15	2	930
Caucasian				
Actual API Growth	16	-6	10	914

* Data unavailable through the California Department of Education.

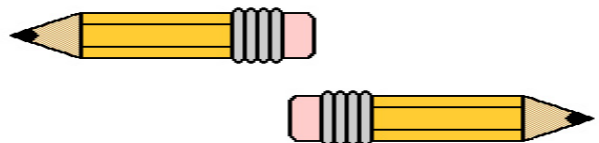
Only numerically significant subgroups for each reporting period are required to be presented in this report card. Numerically significant subgroups are comprised of (1) at least 100 students with valid test scores, or (2) at least 15% of the school population tested, containing at least 30 students with valid scores.

Curriculum Improvement

Monte Vista Elementary School's curriculum is written in compliance with the state framework and the model curriculum standards dictated by the State Department of Education. The District Curriculum Committee is the primary leadership team responsible for monitoring and evaluating the curriculum. Decisions concerning curriculum improvement are then made through a collaborative effort among school representatives, ensuring that all changes are schoolwide, not isolated to a single class or grade.

Contact Information

Parents who wish to participate in Monte Vista Elementary School's leadership teams, school committees, school activities, or become volunteers may contact the school office at (818) 248-2617. The district's website (www.gusd.net) also provides a variety of resources and information for parents, students, and community members.



Adequate Yearly Progress

No Child Left Behind (NCLB) is a federal law enacted in January 2002 that reauthorized the Elementary and Secondary Education Act (ESEA). It mandates that all students (including students who are economically disadvantaged, are from racial or ethnic minority groups, have disabilities, or have limited English proficiency) in all grades meet the state academic achievement standards for Mathematics and English/Language Arts by 2014. Schools must demonstrate "Adequate Yearly Progress" (AYP) toward achieving that goal.

The federal NCLB Act requires that all schools and districts meet the following Adequate Yearly Progress (AYP) requirements:

- Participation rate on the state's standards-based assessments in English/Language Arts (ELA) and Math.
- Percent proficient on the state's standards-based assessments in ELA and Math.
- API as an additional indicator.
- Graduation rate (for secondary schools).



There are several consequences for schools that do not meet the AYP standards, including additional tutoring and replacing of staff. Students would also be allowed to transfer to schools (within their district) that have met their AYP's, and the former school would be required to provide the transportation to the new site.



Adequate Yearly Progress 2006				
Met AYP Criteria	Monte Vista		Glendale Unified School District	
	English/Language Arts	Mathematics	English/Language Arts	Mathematics
Participation Rate	Yes	Yes	Yes	Yes
Percent Proficient	Yes	Yes	Yes	Yes
API	Yes		Yes	
Graduation Rate	n/a		Yes	
Made Overall AYP	Yes		Yes	

Results of school and district performance are displayed at left. Monte Vista Elementary School met all of the 2006 AYP criteria.

Federal Intervention Program

Schools and districts receiving federal Title I funding enter Program Improvement (PI) if they do not make AYP for two consecutive years in the same content area (English/Language Arts or Mathematics) or on the same indicator (API or graduation rate). After entering PI, schools and districts advance to the next level of intervention with each additional year that they do not make AYP.

Federal Intervention Program		
Program Improvement (PI)		
	Monte Vista	GUSD
PI Status	Not in PI	Not in PI
First Year of PI Implementation	n/a	n/a
Year in PI (2006-07)	n/a	n/a
Number of Schools Currently in PI	n/a	2
Percent of Schools Identified for PI	n/a	6.3%

Counseling & Other Support Services

In addition to academics, the staff at Monte Vista Elementary School strives to assist students in their social and personal development. Staff members are trained to recognize at-risk behavior in all students.

Counseling & Support Services Staff		
	Number of Staff	Full-Time Equivalent
Library/Media Assistant	1	0.5
Psychologist	1	0.3
Nurse	1	0.2
Health Aide	1	1.0
P.E. Teacher	1	1.0
Speech & Language Specialist	1	1.0
Resource Specialist Program (RSP) Teacher	1	1.0
Special Day Class (SDC) Teacher	1	1.0

An active Student Success Team (SST) process helps identify and meet student needs. The adjacent chart displays a list of support services that are offered to students at Monte Vista Elementary School.

Students in grades one through six may participate in the Glendale Summer Academy, which provides additional learning opportunities for students having difficulty achieving grade-level performance in reading. Some teachers offer after-school tutoring and reading interventions are regularly offered for targeted grade levels.

All teachers at Monte Vista are appropriately credentialed and able to instruct students acquiring English as a second language. Students are identified as English Learners (EL) through the California English Language Development Test (CELDT) and the Home Language Survey (HLS). English Language Development (ELD) is taught in the classrooms.

Students with special needs may receive additional support through the school's Resource Specialist Program and/or Special Day Classes. Each identified student is evaluated by a team consisting of his/her parent(s), school administrators, the psychologist, and special education teacher in order to develop an Individual Education Plan (IEP). The IEP defines the individualized instruction a student with special needs will receive. Instruction is provided in the least restrictive environment possible and students are mainstreamed whenever appropriate.



Gifted and Talented Education (GATE) is offered to identified students in grades four through six. Students in the GATE program receive differentiated instruction from GATE-trained teachers in their classrooms and may participate in District-sponsored GATE activities. Monte Vista Elementary provides additional after-school activities for GATE students.

The district participates in the state's Healthy Start, Healthy Families and Healthy Kids programs. These programs are coordinated through the Healthy Start and Family Resource Center at the Pacific Avenue Education Center (440 West Lomita; Glendale, CA 91204), and serve qualifying students and their families throughout the district, providing medical and nutrition services along with a variety of other assistance and referrals. The Healthy Start and Family Resource Center also administers Project Access to Education (PACE), assisting homeless families to enroll their children in school, overcome obstacles that might keep their child from attending school, and allow their child to stay in one school while the family transitions into a more stable environment.

Textbooks & Instructional Materials

Pursuant to the settlement of Williams vs. the State of California, the district thoroughly inspected each of its school sites at the start of the 2006-07 school year to determine whether or not each school had sufficient and good quality textbooks, instructional materials, and/or science laboratory equipment.

All students, including English Learners, are required to be given their own individual textbooks and/or instructional materials (in core subjects), for use in the classroom and to take home if necessary. Additionally, all textbooks and instructional materials used within the District must be aligned with the California State Content Standards and Frameworks, with final approval by the Board of Education. The chart below displays data collected in October of 2006 in regards to the textbooks in use at Monte Vista Elementary School during the current school year (2006-07).

Textbooks				
Subject	Publisher	Grade Levels	Year Adopted	Quality, Currency, & Availability of Textbooks & Instructional Materials
Language Arts	Houghton Mifflin	K-5th	2003	On August 15, 2006, the district's Board of Education determined that all textbooks at Monte Vista Elementary School are in adequate supply and fair to excellent condition. The school and district place great emphasis on providing students with the most up-to-date, standards-aligned textbooks and instructional materials; 100% of students in each core subject area possess the necessary textbooks and instructional materials.
	McDougal Littell	6th		
Math	MacMillin-McGraw Hill	K-6th	1997	
Social Science	Harcourt	K	2006	
	MacMillin-McGraw Hill	1st-6th		
Science	Harcourt	K-5th	2002	
	Holt, Rinehart, & Winston	6th		

The school's fully automated library/media center, staffed by a part-time library technician, is stocked with thousands of books that are available for students to check out, including books translated into Armenian and Korean. Students visit the library on a weekly basis with their classes and are encouraged to visit during breaks and before and after school. Two computer workstations within the library are connected to the Internet so students are able to access resources and information online.

Computer skills and concepts prepare students for technological growth and opportunities. Each classroom at Monte Vista Elementary contains a minimum of two computers and each teacher has his/her own laptop. The computer lab contains 36 Internet-accessible workstations. Students receive computer-assisted instruction on a regular schedule. Regularly utilized software programs include, but are not limited to: Accelerated Reader, Kidspiration, Inspiration, Microsoft Office Suite, and Powerpoint (3rd grade).

Computer Resources

	03-04	04-05	05-06
Computers	109	105	110
Students per computer	6.0	5.9	5.4
Classrooms connected to Internet	28	28	27

Substitute Teachers

Substitute teachers must hold a bachelor's degree and have successfully passed the California Basic Educational Skills Test (CBEST). Prior to a substitute's first assignment in the district, he/she attends a three-hour training session on district policies and expectations. A pool of over 300 qualified substitutes is available to Glendale's schools and the district has not yet experienced any difficulties providing qualified substitute teachers. On rare occasions when a substitute is not available for an absent teacher, credentialed staff or administrators will assume the role of the substitute.



Teacher Assignment

Glendale Unified School District recruits and employs only the most qualified credentialed teachers. During the 2005-06 school year, Monte Vista Elementary School staffed 28 fully certificated teachers who met all credential requirements in accordance with the State of California guidelines.

Teacher Credential Status

	Monte Vista			GUSD
	03-04	04-05	05-06	05-06
With Full Credential	29	28	28	1,262
Without Full Credential	0	0	0	58
Teaching Outside Subject Area of Competence	n/a	n/a	n/a	67

Figure reflects Interns, Emergency Credentials, and Waivers.

Teacher misassignments reflect the number of placements within a school for which the certificated employee in the teaching or services position (including positions that involve teaching English learners) does not hold a legally recognized certificate or credential. Teacher vacancies reflect the number of positions to which a single designated certificated employee has not been assigned at the beginning of the year for an entire year. For the 2006-07 school year, the most current available data are reported.



Misassignments/Vacancies

	04-05	05-06	06-07
Teacher Misassignments of English Learners	2	8	7
Teacher Misassignments (Other)	0	0	0
Total Misassignments	2	8	7
Teacher Vacancies	0	0	0



The Federal No Child Left Behind Act requires that all teachers in core subject areas meet certain requirements in order to be considered as "Highly Qualified" no later than the end of the 2005-06 school year. Minimum qualifications include: possession of a Bachelor's Degree, possession of an appropriate California teaching credential, and demonstrated competence in core academic subjects.

NCLB Compliance - Core Academic Subjects

	Monte Vista	GUSD		
		All Schools	High-Poverty Schools	Low-Poverty Schools
% of Classes Taught by NCLB Compliant Teachers	88.0%	89.0%	86.0%	89.0%
% of Classes Taught by Non-NCLB Compliant Teachers	12.0%	11.0%	14.0%	11.0%

Teacher Evaluation & Professional Development

A constructive evaluation process promotes quality instruction and is a fundamental element in a sound educational program. Evaluations and formal observations are designed to encourage common goals and to comply with the state's evaluation criteria and district policies. Temporary and probationary teachers are evaluated twice a year and tenured teachers are evaluated every other year. Evaluations are conducted by the principal, who has been trained and certified for competency to perform teacher evaluations.

Evaluations are also based on the California Standards for the Teaching Profession, which include:

- Engaging and Supporting all Students in Learning
- Understanding and Organizing Subject Matter for Student Learning
- Assessing Student Learning
- Creating and Maintaining Effective Environments for Student Learning
- Planning Instruction and Designing Learning Experiences for all Students
- Developing as a Professional Educator

Staff members build teaching skills and concepts through participation in conferences and workshops throughout the year. For the past three years, the district has sponsored two staff development days annually where teachers are offered a broad-based variety of professional growth opportunities in curriculum, teaching strategies, and methodologies. During the 2005-06 school year, staff development topics at Monte Vista Elementary School were primarily focused on the following:

- Data Analysis to Guide Instruction
- Differentiation of Instruction
- Autism
- Community Relations
- Grade-level Collaboration
- "6+1 Traits of Writing"

For additional support in their profession, teachers may enlist the services of the district's Peer Assistance and Review (PAR) program, and/or the Beginning Teacher Support and Assessment (BTSA) facilitator. The Paraprofessional Teacher Training Program (PTTP) is also available, offering assistance to educational assistants interested in pursuing a teaching career.



Good Job Monte Vista!
 Monte Vista Elementary School has been mentioned on the Heart of America Foundation website (www.heartofamerica.org) for its involvement in the National Education Association's book drive to benefit school's impacted by Hurricane Katrina.

Teacher & Administrative Salaries

The following chart displays district salaries for teachers, principals, and superintendents, and compares these figures to the state averages for districts of the same type and size. Teacher and administrative salaries as a percent of a district's budget are also listed below.

	GUSD	California
Beginning Teacher Salary	\$38,260	\$37,540
Mid-Range Teacher Salary	\$58,736	\$59,426
Highest Teacher Salary	\$75,794	\$73,925
Average Principal Salary (Elementary)	\$101,615	\$87,162
Average Principal Salary (Middle)	\$102,426	\$96,389
Average Principal Salary (High)	\$107,519	\$105,092
Superintendent Salary	\$186,401	\$185,251
% of Budget for Teacher Salaries	41.9%	40.9%
% of Budget for Administrative Salaries	4.8%	5.3%

School Site Teacher Salaries

State law requires comparative salary and budget information to be reported to the general public. At the time this report was published, the most recent salary comparison data from the State of California was for the 2004-05 school year. For comparison purposes, the California Department of Education has provided average salary data from unified school districts having above 20,000 average daily attendance statewide. The following chart illustrates the average teacher salary at Monte Vista Elementary School and compares it to the average teacher salaries at the district and state levels.

Average Teacher Salaries		
School & District	Monte Vista	\$56,467
	GUSD	\$58,888
	Percentage of Variation: 4.3%	
School & State	Monte Vista	\$56,467
	All Unified School Districts	\$57,560
	Percentage of Variation: 1.9%	

Expenditures & Services Funded

Based on 2004-05 audited financial statements, Glendale Unified School District spent an average of \$7,037 to educate each student. The chart below provides a comparison of Monte Vista Elementary School's per-pupil funding (from both restricted and unrestricted sources) with district and state (unrestricted) sources.

Expenditures per Pupil		
Monte Vista	Total	\$4,009
	Restricted (Supplemental) Sources	\$211
	Unrestricted (Basic) Sources	\$3,798
GUSD	Unrestricted Sources	\$4,839
	Percentage of Variation (School/District): 27.4%	
California	Unrestricted Sources	\$4,743
	Percentage of Variation (School/State): 24.9%	

In addition to general state funding, Monte Vista Elementary School received state and federal categorical funding for the following support programs:

- Title V, Part A (Innovative Assistance Programs)
- Economic Impact Aid (EIA)
- English Language Acquisition Program (ELAP)
- Gifted & Talented Education Program (GATE)
- School & Library Improvement Block Grant (SLIBG)

