



Balboa Elementary School

Glendale Unified School District

1844 Bel Aire Drive • Glendale, CA 91201 • (818) 241-1801

Linda Russo-Milano, Principal

Serving grades Kindergarten through Six

2005-2006 School Accountability Report Card

District Administration

Dr. Michael F. Escalante
Superintendent

Eva Rae Lueck
Chief Business & Financial Officer

Cathleen McMullen
Assistant Superintendent,
Human Resources

Dr. Gregory Franklin
Assistant Superintendent,
Educational Services

Alice Petrossian
Assistant Superintendent,
Educational Services

Lou Stewart
Assistant Superintendent,
Special Education

Board of Education

Chakib Sambar
President

Pamela Ellis
Vice President

Greg Krikorian
Clerk

Joylene Wagner
Member

Mary W. Boger
Member

Christopher Panosian
Student Member

www.gusd.net

Principal's Message

It is my great pleasure to share with you our Annual School Report Card and assist you in providing information about Balboa Elementary School. Meeting the needs of our students with a high-quality instructional program is our top priority. In all our Balboa Elementary School classrooms, students are meeting high expectations in a standards-based curriculum at each grade level.

We are all proud of our school, for very obvious reasons. In addition to the fact that our state test scores have been steadily climbing over the last five years, we see improvement and growth in other facets of our school programs as well. Balboa Elementary School's Character and Ethics Program has been recognized as an exemplary model of our district and community and has yielded very positive results. Our recent client survey revealed a high level of trust and confidence in areas such as safety, school climate, and positive learning environment. Just as impressive is the fact that Balboa Elementary School has been recognized as a Title I Achieving School for four years in a row -- 2002-03, 2003-04, 2004-05, and 2005-06! There are only nine other schools in the state with this distinction. We have worked hard and this honor is especially significant to our teachers, our students, and our parents.

This commitment to excellence is the hallmark of our wonderful school and is only achieved through the joint efforts of our students, our staff, our parent support groups, our neighborhood, and our community partnerships. Collaborative participation is a crucial element in our students' successful school experience. Balboa Elementary School families value their children's education and we are grateful to have their ongoing support in our endeavors. We welcome their involvement and encourage any suggestions and comments that might help us improve our effectiveness.

As you look through the information contained in this document, if you have any questions, please feel free to call me at (818) 241-1801. Our goal is to keep our families, our community, and any interested parties well informed about all aspects of our school, and to share our pride in our accomplishments as we strive to make Balboa Elementary School the best it can be.

School Mission Statement

The dedicated staff and parents of Balboa Elementary School promote unity and ensure that children of all backgrounds attain their highest potential. To accomplish this, the school uses a variety of teaching strategies. Students are encouraged to be goal-oriented, responsible citizens with healthy minds, bodies, and spirits, to master empowerment skills, and to recognize the need for enjoyment in life-long learning.

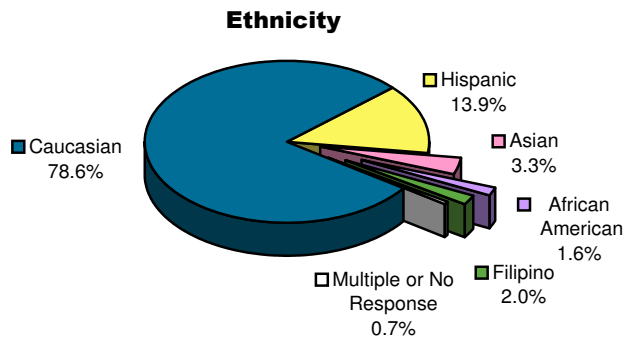


Community & School Profile

Situated on the eastern border of the San Fernando Valley at the base of the Verdugo Mountains, the city of Glendale is the third largest city in all of Los Angeles County. Glendale Unified School District serves more than 28,000 students on both year-round and traditional calendar systems. Comprised of 20 elementary schools, four middle schools, five high schools, and two specialized schools, the district offers a variety of creative programs that provide Glendale parents and students with many options for fulfilling individual needs and goals.

Balboa Elementary School, located in the northeast section of Glendale, is a 2005 Title I Achieving School. Educational programs at the school are tailored to meet the needs of an ever-changing student population. During the 2005-06 school year, Balboa Elementary School served 611 kindergarten through sixth grade students on a traditional calendar schedule. The 2005-06 student body consisted of 49.1% 'Socioeconomically Disadvantaged,' 55.5% 'English Learners,' and 6.1% 'Students with Disabilities.'

Additional student body demographics are illustrated below.



Discipline & Climate for Learning

Students at Balboa Elementary School are guided by specific rules and classroom expectations that promote respect, cooperation, courtesy, and acceptance of others. The goal of Balboa Elementary School's discipline program is to provide students with opportunities to learn self-discipline through a system of consistent rewards and consequences for their behavior. Parents and students are informed of discipline policies at the beginning of each school year through classroom orientation and individual parent/student handbooks.

In addition to sponsoring programs that eliminate bullying, bolster conflict resolution, and promote peaceful interactions on campus, the school participates in the Glendale Character and Ethics Project. The program highlights one "guiding word" per month, such as respect, honesty, self-discipline, citizenship, or responsibility.

The Suspensions and Expulsions table below illustrates total cases for the school and district at all grade levels, as well as the percentage of total enrollment. Suspensions are expressed in terms of total infractions, not total number of students, as some students may have been suspended on several occasions. Expulsions occur only when required by law or when all other alternatives have been exhausted.

	Balboa ES			GUSD		
	03-04	04-05	05-06	03-04	04-05	05-06
Suspensions	33	94	76	4,901	4,858	3,355
Suspension Rate	4.91%	15.24%	12.43%	16.65%	16.86%	11.98%
Expulsions	0	0	0	65	56	39
Expulsion Rate	0.0%	0.00%	0.00%	0.23%	0.19%	0.14%

Extracurricular Activities & Student Recognition

Students are encouraged to participate in the school's additional academic and extracurricular activities that promote positive attitudes, encourage achievement, and aid in the prevention of behavioral problems. Extracurricular and enrichment activities include:

- Armenian After-School Program
- Character and Ethics-Based Programs
- Orchestra
- Chorus
- LINKS
- Student Council

The school's Booster Club sponsors "Balboa Plus," which offers after-school activities, classes, and athletics, such as basketball.

To build self-esteem and recognize student achievement, certificates, ribbons, prizes, and various other awards are given to students at assemblies and special presentations throughout the school year. Activities, honors, and programs include:

- End-of-the-Year Awards
- Blazer Praisers
- Perfect Attendance
- Reading Incentive Program
- Student of the Month

Class Size

Balboa Elementary School maintained a schoolwide average class size of 23 students and a pupil-to-teacher ratio of 21:1 during the 2005-06 school year. The following chart shows average class size by grade level, as well as the number of classes offered in reference to their enrollment.

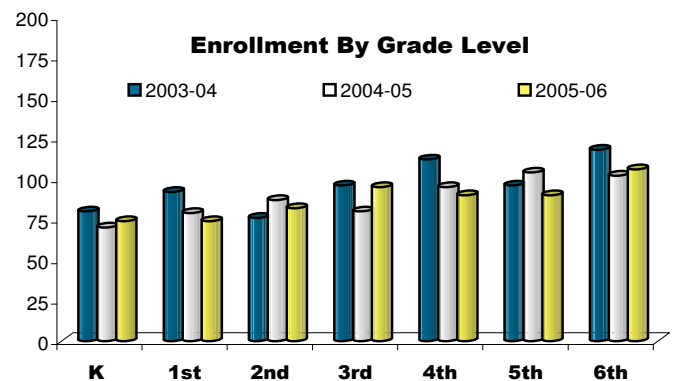
	Class Size Distribution											
	Average Class Size			Classrooms Containing:								
	04	05	06	1-20 Students			21-32 Students			33+ Students		
K	20	19	19	4	3	4	0	0	0	0	0	0
1st	19	20	19	4	3	3	0	0	0	0	0	0
2nd	19	20	20	3	4	3	0	0	0	0	0	0
3rd	19	19	20	5	4	4	0	0	0	0	0	0
4th	32	30	32	0	0	0	3	2	2	0	0	0
5th	34	30	30	0	0	0	0	3	2	2	0	0
6th	33	34	31	0	0	0	2	0	3	1	3	0
K-3rd	17	20	18	1	2	3	0	0	0	0	0	0
3rd-4th	n/a	20	n/a	0	1	0	0	0	0	0	0	0
4th-6th	32	29	30	1	1	0	2	1	2	0	0	0

In 1996, state legislature approved implementation of the Class Size Reduction (CSR) program, which provides funding to hire additional teachers, assisting schools in reducing K-3 class sizes to a maximum of 20 students. The adjacent chart displays the percentage of classrooms at Balboa Elementary School that successfully met CSR requirements for the past three years.

	04	05	06
K	100%	100%	100%
1st	100%	100%	100%
2nd	100%	100%	100%
3rd	100%	100%	100%
K-3rd	100%	100%	100%

School Enrollment & Attendance

School districts receive financial support from the state for the education of the students they serve based on how many students attend each day. Most importantly, attendance is critical to academic achievement. Student attendance is carefully monitored to identify those students exhibiting excessive absences. The following chart illustrates enrollment at Balboa Elementary School over the past three years.



* The school has experienced less than a one-percent drop in enrollment from 2004-05 when the school operated on a year-round calendar.

Attendance, tardy, and truancy policies are clearly stated, consistently enforced, and consequences are fairly administered. Parents are advised of their responsibilities, including proper notification of when and why students are absent. Staff members make daily phone calls to parents when children are absent. When a student has repeated tardies or unexcused absences a letter is mailed home, and a parent conference may be scheduled.

In the event of habitual truancy, students may be referred to the district's School Attendance Review Board (SARB).

The SARB is utilized when students have persistent attendance and behavior problems in school, and when the normal avenues of classroom, school, and district counseling are not effective.

Minimum Days & Instructional Minutes

During the 2005-06 school year, Balboa Elementary School offered 180 days of instruction, comprised of 175 regular days and five minimum days. Minimum days are scheduled for parent-teacher conferences and the last day of instruction. Additionally, each Wednesday is set aside as a "banking day." Banking days are shortened by one hour in order to allow time for grade-level or faculty meetings, staff development, and classroom planning. All instructional time offered during the 2005-06 school year exceeded the annual minute requirements specified in the California Education Code.

Instructional Minutes by Grade Level		
	Required Minutes	Actual Minutes
K	36,000	43,610
1st-3rd	50,400	50,510
4th-6th	54,000	54,185


School Facilities & Safety

Balboa Elementary School, originally constructed in 1930, is currently situated on 3.77 acres and comprised of 26 classrooms, a library, an auditorium, administrative offices, a resource room, and a pre-school classroom. Outdoors, the campus provides a sheltered lunch area, grassy fields, and a blacktop playground. Modernization and remodeling projects, funded by Measure K, were completed in September 2005 and included the addition of new plumbing fixtures, ADA-compliant accessibility (elevator and ramps), new windows and fittings, improved lighting in classrooms and hallways, renovation of the office, Internet and HVAC upgrades throughout all buildings, and new roofing. The following chart displays the results of the most recent school facilities inspection, completed on October 24, 2006.

Facility Conditions & Planned Improvements

Date of Williams Facilities Inspection: n/a

Item Inspected	Facility in Good Repair		Repair Needed & Action Taken or Planned
	Yes	No	
Gas Leaks	X		At the time of publication, Balboa Elementary School had not yet received a Williams Facility Inspection due to its statewide ranking (8th decile). The school is inspected annually by the fire marshal and monthly by school site administrators. All issues discovered during these inspections are given the utmost priority. For more information regarding the new facilities requirements pursuant to Williams vs. the State of California, please see http://www.cde.ca.gov .
Mechanical Systems	X		
Windows/Doors/Gates (interior/exterior)	X		
Interior Surfaces (walls, floors, & ceilings)	X		
Hazardous Materials (interior/exterior)	X		
Structural Damage	X		
Fire Safety	X		
Electrical (interior/exterior)	X		
Pest/Vermin Infestation	X		
Drinking Fountains (inside/outside)	X		
Restrooms	X		
Sewer	X		
Playground/School Grounds	X		
Other	X		



Safety of students and staff is a primary concern of Balboa Elementary School. Yard supervisors, a safety aide, administrators, and teachers supervise students at breaks, lunch, and before and after school. The campus is also monitored with security cameras.

All visitors to the campus must report to the front office, sign in, and obtain a visitor's pass which must be displayed at all times.

The School Site Safety Plan is evaluated and revised each spring by members of the Site Safety Committee; all revisions are shared immediately with staff members. Key elements of the plan include: child abuse reporting procedures, teacher notification of dangerous pupils procedures, disaster response procedures, procedures for safe ingress and egress from school, sexual harassment policy, and dress code policy. The school is always in compliance with the laws, rules, and regulations pertaining to hazardous materials and state earthquake standards. Fire and earthquake drills are conducted on a regular basis throughout the school year.

Cleaning Process

Balboa Elementary School provides a safe and clean environment for students, staff, and volunteers. The district governing board has adopted cleaning standards for all schools in the district. Basic cleaning operations are performed on a daily basis throughout the school year with emphasis on classrooms and restrooms. A joint effort between students and staff helps keep the campus clean and litter-free. The Principal works daily with the custodial staff to develop sanitation schedules that ensure a clean, safe, and functional learning environment.

Maintenance & Repair

A scheduled maintenance program is administered by Balboa Elementary School's custodial staff on a regular basis, with heavy maintenance functions occurring during vacation periods. Additionally, a scheduled maintenance program is administered by Glendale Unified School District to ensure that school grounds and facilities remain in excellent repair. A work order process is used when issues arise that require immediate attention. Emergency repairs are given the highest priority; repair requests are completed efficiently and in the order in which they are received.

Deferred Maintenance Budget

The State School Deferred Maintenance Budget Program provides state matching funds on a dollar-for-dollar basis, to assist school districts with expenditures for major repair or replacement of existing school building components. Typically, this includes roofing, plumbing, heating, air conditioning, electrical systems, interior or exterior painting, and floor systems.

For the 2006-07 school year, Glendale Unified School District has budgeted \$1,238,000 for the deferred maintenance program, which represents 0.57% of the district's general fund budget. As part of a five-year plan, Balboa Elementary School is scheduled to receive various upgrades to floor systems, ceilings/piping, exterior lighting, exterior painting, paving/asphalt, plumbing, and windows between 2006 and 2010.

School Leadership

Leadership at Balboa Elementary School is a responsibility shared among district administration, the principal, instructional staff, students, and parents. Primary leadership duties at the school have been assumed by Principal Linda Russo-Milano for the past five years. Mrs. Russo-Milano has been an elementary school principal within the district for the past 20 years. She has more than 30 years of experience in education.

Staff members are encouraged to participate on various committees that make decisions regarding the priorities and direction of the educational plan. These committees ensure that instructional programs are consistent with students' needs and comply with district goals. Avenues of opportunity include:

- Instructional Leadership Team (ILT)
- District Advisory Council
- Parent-Teacher Association (PTA)
- English Language Advisory Committee (ELAC)
- Booster Club
- GATE Council
- School Site Council

Student Achievement & Testing

Various measures of student achievement are used as an ongoing part of the quality instructional program at Balboa Elementary School. These assessments provide a measurement of students' actual progress and evaluate the effectiveness of instructional programs.

In addition to the Standardized Testing and Reporting (STAR) program, the school and district administer other assessments to determine the progress of each student. Kindergarten students take a district-developed inventory exam, while first through sixth grade students take district math and writing benchmark assessments. Results of these assessments and state testing are evaluated annually to determine whether each student is performing below, at, or above grade-level standards.

Physical Fitness

In the spring of each year, Balboa Elementary School is required by the state to administer a physical fitness test to all fifth grade students. The physical fitness test measures each student's ability to perform fitness tasks in six major areas: Aerobic Capacity, Body Composition, Abdominal Strength, Trunk Extension Strength, Upper Body Strength, and Flexibility. Students who either meet or exceed the standards in all six fitness areas are considered to be physically fit or in the 'healthy fitness zone' (HFZ). During the 2005-06 school year, 37.5% of Balboa Elementary School's fifth grade students met or exceeded state fitness standards.

California Standards Test

The California Standards Test (CST), a component of the STAR Program, is administered to all students in the spring to assess student performance in relation to the State Content Standards. Student scores are reported as performance levels: Advanced (exceeds state standards), Proficient (meets standards), Basic (approaching standards), Below Basic (below standards), and Far Below Basic (well below standards). The combined percentage of students scoring at the Proficient and Advanced levels in English/Language Arts, Math, and fifth grade Science, for the most recent three-year period, is shown below.

California Standards Test (CST)																																	
Combined % of Students Scoring at Advanced & Proficient Levels																																	
	English/Language Arts					Mathematics					Science																						
	2nd	3rd	4th	5th	6th	2nd	3rd	4th	5th	6th	5th																						
	04	05	06	04	05	06	04	05	06	04	05	06	04	05	06																		
All Students																																	
Balboa	41	49	56	39	37	41	57	65	56	50	55	68	44	51	57	58	68	73	74	60	77	64	77	55	51	64	74	59	52	68	28	48	47
GUSD	43	50	57	40	39	46	51	57	59	57	57	56	50	56	59	62	66	71	57	66	69	60	59	64	61	64	64	56	62	61	35	41	44
California	35	42	47	30	31	37	39	47	49	40	43	43	36	38	41	51	56	59	48	54	58	45	50	54	38	44	48	35	40	41	24	28	32
Females																																	
Balboa	36	56	61	49	44	52	64	77	53	47	65	77	48	58	70	51	69	72	82	56	78	64	83	51	48	58	85	59	49	68	20	50	45
GUSD	46	53	63	45	43	49	55	63	65	60	60	62	56	61	61	61	65	71	57	66	65	59	61	66	61	64	65	55	63	60	33	38	44
California	39	45	31	33	35	39	43	52	54	44	46	47	39	41	44	50	55	58	47	54	56	45	51	55	38	45	48	34	39	41	21	26	30
Males																																	
Balboa	48	40	52	29	31	31	52	52	59	53	46	58	38	46	49	65	69	74	65	64	76	65	69	59	54	68	60	58	54	68	34	45	50
GUSD	39	48	51	34	35	41	47	51	55	52	55	51	45	51	57	63	68	71	57	66	73	59	57	63	60	65	62	57	61	61	38	43	45
California	32	39	43	27	29	33	36	44	46	36	39	40	33	35	39	52	58	59	50	56	58	45	50	54	36	43	48	36	41	42	26	32	34
Socioeconomically Disadvantaged																																	
Balboa	39	51	56	35	35	36	42	64	45	35	44	57	40	39	42	61	74	64	74	58	68	46	73	39	44	56	61	49	39	54	18	34	36
GUSD	30	36	41	24	22	26	34	41	41	40	40	37	35	38	37	52	55	57	43	54	55	46	44	50	47	51	47	41	46	44	18	23	23
California	22	28	33	17	17	22	25	32	35	24	28	28	20	22	26	39	45	48	36	44	46	32	38	42	25	32	35	21	26	28	11	14	18
English Learners																																	
Balboa	39	37	46	26	13	29	37	41	36	34	24	39	16	25	14	58	60	63	62	46	71	52	59	34	40	42	52	38	27	33	10	14	18
GUSD	32	37	44	20	17	23	19	28	29	21	16	17	16	20	19	54	58	63	42	51	54	36	37	41	37	35	35	31	30	27	9	9	11
California	18	23	27	10	12	15	15	19	24	12	13	13	6	7	8	38	43	45	32	40	41	26	32	36	17	22	24	11	13	14	4	6	7
Caucasian																																	
Balboa	43	46	58	43	37	37	61	64	58	54	60	71	40	48	60	64	69	74	78	63	77	69	83	60	53	70	77	56	50	74	29	52	45
GUSD	46	54	61	42	42	47	54	60	64	58	59	59	52	59	60	66	69	75	59	67	73	62	62	67	64	68	67	58	65	63	38	42	47
California	53	61	65	48	51	55	59	68	69	60	63	63	56	58	61	67	73	74	64	70	73	61	65	68	51	58	64	51	58	58	42	49	52
Hispanic or Latino																																	
Balboa	39	60	*	20	40	62	35	64	35	40	25	46	42	67	25	39	73	*	40	40	77	29	50	24	36	19	62	67	50	17	21	19	38
GUSD	21	31	38	21	18	29	33	38	37	36	41	35	30	37	43	41	49	55	37	48	51	37	36	41	38	42	43	32	37	40	17	26	26
California	22	28	33	17	17	22	25	32	35	25	27	29	20	22	27	39	44	47	36	43	46	33	38	43	25	33	36	21	26	29	11	14	18

* Due to the moderate number of students tested, scores will not be disclosed.

Parent & Community Involvement

Parents and the community are very supportive of the educational programs at Balboa Elementary School. Numerous programs and activities are enriched by the generous contributions made by the following groups and/or organizations:

Parent-Teacher Association (PTA), Armenian Parents Group, United Way, Desimone Scholarship (6th grade), Fire Station 27 Partnership, and State Farm Youth Service Grant.



Norm-Referenced Test (NRT)

The norm-referenced test (NRT), currently the California Achievement Test, Sixth Edition (CAT/6), shows how well students are doing compared to students nationally in reading, language, spelling, and mathematics. Prior to 2005, all students in grades two through eleven were tested each spring.


Currently, only students in grades three and seven are tested. The chart below reflects the percentage of student scores at or above the national average (50th percentile) in Reading and Mathematics.

CAT/6																														
% Scoring At or Above the National Average																														
	Reading						Mathematics																							
	2nd		3rd		4th		5th		6th		2nd		3rd		4th		5th		6th											
	04	05	06	04	05	06	04	05	06	04	05	06	04	05	06	04	05	06	04	05	06	04	05	06						
Balboa	57			34	38	18	46			48			60			57			79	70	78	61			59			84		
GUSD	54			40	40	44	45			50			59			62			63	66	69	59			67			72		
California	47			35	36	37	35			40			46			58			53	55	55	49			50			53		
Subgroups																														
Females	59			35	41	52	53			50			63			44			82	69	85	49			57			86		
Males	55			33	36	37	40			45			57			70			76	71	71	71			61			81		
Socioeconomically Disadvantaged	52			35	36	41	33			36			51			54			73	67	73	47			50			76		
English Learners	53			16	19	33	27			31			31			56			67	57	71	48			49			65		
Caucasian	54			35	41	38	46			50			57			63			80	76	79	66			59			82		
Hispanic	56			33	20	77	35			43			50			33			60	40	77	24			50			83		

Beginning in 2005, the CAT/6 tested reading/language arts, spelling, and mathematics, in grades three and seven only, and no longer tested science in any grade.

Academic Performance Index

The Academic Performance Index (API) is an annual measure of the academic performance and progress of schools in California. API scores range from 200 to 1,000, with a statewide target of 800.



Statewide API Rank: The statewide API rank ranges from 1 to 10. A statewide rank of '1' means that the school has an API score in the lowest 10 percent of all schools in the state, while a statewide rank of '10' means that the school has an API score in the highest 10 percent of all schools in the state.

Similar Schools API Rank: The similar schools API rank reflects how a school compares to 100 statistically matched "similar schools." A similar schools rank of '1' means that the school's academic performance is comparable to the lowest performing 10 schools of the 100 similar schools, while a similar schools rank of '10' means that the school's academic performance is better than at least 90 of the 100 similar schools.

Curriculum Improvement

Balboa Elementary School's curriculum is written in compliance with the state framework and the model curriculum standards dictated by the State Department of Education. The District Curriculum Committee is the primary leadership team responsible for monitoring and evaluating the curriculum. Decisions concerning curriculum improvement are then made through a collaborative effort among school representatives, ensuring that all changes are schoolwide, not isolated to a single class or grade.

Contact Information

Parents who wish to participate in Balboa Elementary School's leadership teams, school committees, school activities, or become volunteers may contact the school office at (818) 241-1801. The district's website (www.gusd.net) also provides a variety of resources and information for parents, students, and community members.

API Growth

	2003-04	2004-05	2005-06	2006 API Growth Score
Statewide API Rank	7	8	8	
Similar Schools API Rank	8	9	10	
All Students				
Actual API Growth	37	13	18	834
Socioeconomically Disadvantaged				
Actual API Growth	36	23	-7	786
English Learners				
Actual API Growth	*	*	20	812
Caucasian				
Actual API Growth	35	13	20	842
Hispanic				
Actual API Growth	55	n/a	n/a	n/a

* Data not provided by the California Department of Education.

Only numerically significant subgroups for each reporting period are required to be presented in this report card. Numerically significant subgroups are comprised of (1) at least 100 students with valid test scores, or (2) at least 15% of the school population tested, containing at least 30 students with valid scores.

Adequate Yearly Progress

No Child Left Behind (NCLB) is a federal law enacted in January 2002 that reauthorized the Elementary and Secondary Education Act (ESEA). It mandates that all students (including students who are economically disadvantaged, are from racial or ethnic minority groups, have disabilities, or have limited English proficiency) in all grades meet the state academic achievement standards for Mathematics and English/Language Arts by 2014. Schools must demonstrate "Adequate Yearly Progress" (AYP) toward achieving that goal. The federal NCLB Act requires that all schools and districts meet the following Adequate Yearly Progress (AYP) requirements:

- Participation rate on the state's standards-based assessments in English/Language Arts (ELA) and Math.
- Percent proficient on the state's standards-based assessments in ELA and Math.
- API as an additional indicator.
- Graduation rate (for secondary schools).

There are several consequences for schools that do not meet the AYP standards, including additional tutoring and replacing of staff. Students would also be allowed to transfer to schools (within their district) that have met their AYP's, and the former school would be required to provide the transportation to the new site.

Results of school and district performance are displayed at right. Balboa Elementary School met all of the 2006 AYP criteria.

Adequate Yearly Progress 2006				
Met AYP Criteria	Balboa ES		Glendale Unified School District	
	English/Language Arts	Mathematics	English/Language Arts	Mathematics
Participation Rate	Yes	Yes	Yes	Yes
Percent Proficient	Yes	Yes	Yes	Yes
API	Yes		Yes	
Graduation Rate	n/a		Yes	
Made Overall AYP	Yes		Yes	

Federal Intervention Program

Schools and districts receiving federal Title I funding enter Program Improvement (PI) if they do not make AYP for two consecutive years in the same content area (English/Language Arts or Mathematics) or on the same indicator (API or graduation rate). After entering PI, schools and districts advance to the next level of intervention with each additional year that they do not make AYP.

Federal Intervention Program		
	Program Improvement (PI)	
	Balboa	GUSD
PI Status	Not in PI	Not in PI
First Year of PI Implementation	n/a	n/a
Year in PI (2006-07)	n/a	n/a
Number of Schools Currently in PI	n/a	2
Percent of Schools Identified for PI	n/a	6.3%

Counseling & Other Support Services

In addition to academics, the staff at Balboa Elementary School strives to assist students in their social and personal development. Staff members are trained to recognize at-risk behavior in all students.

Counseling & Support Services Staff		
	Number of Staff	Full-Time Equivalent
Psychologist	1	0.3
Guidance Counselor	1	0.4
Nurse	1	0.4
Speech, Language, & Hearing Specialist	1	0.6
Resource Specialist Program (RSP) Teacher	1	1.0
Special Day Class (SDC) Teacher	1	1.0

The school values the importance of on-site counseling and has procedures in place to ensure that students receive the services they need. Psychologists and counselors are devoted to helping students deal with problems and assisting them to reach positive goals. The adjacent chart displays a list of support services that are offered to students at Balboa Elementary School.

Special needs students may receive additional support through the school's Resource Specialist Program and/or Special Day Classes. Each identified student is evaluated by a team consisting of his/her parent(s), school administrators, the psychologist, and special education teacher in order to develop an Individual Education Plan (IEP). The IEP defines the individualized instruction a special needs student will receive. Instruction is provided in the least restrictive environment possible and students are mainstreamed whenever appropriate.

All teachers at Balboa Elementary School are appropriately credentialed and able to instruct students acquiring English as a second language. Students are identified as English Learners (EL) through the California English Language Development Test (CELDT) and the Home Language Survey (HLS). English Language Development (ELD) is taught in the classrooms, and interventions are available in reading, writing, and building test-taking skills.

Students in grades one through six may participate in the Glendale Summer Academy, a six-week program that provides additional learning opportunities for students having difficulty achieving grade-level performance in reading. Additionally, some teachers offer after-school tutoring. Fifth and sixth grade students pair with primary grade students for cross-age tutoring in reading and writing.

Gifted and Talented Education (GATE) is offered to students in grades four through six who have been recognized as capable of attaining high levels of achievement. Students in the GATE program receive differentiated instruction from GATE-trained teachers in their classrooms and may participate in District-sponsored GATE activities.

The district participates in the state's Healthy Start, Healthy Families and Healthy Kids programs. These programs are coordinated through the Healthy Start and Family Resource Center at the Pacific Avenue Education Center (440 West Lomita; Glendale, CA 91204), and serve qualifying students and their families throughout the district, providing medical and nutrition services along with a variety of other assistance and referrals. The Healthy Start and Family Resource Center also administers Project Access to Education (PACE), assisting homeless families to enroll their children in school, overcome obstacles that might keep their child from attending school, and allow their child to stay in one school while the family transitions into a more stable environment.

Textbooks & Instructional Materials

Pursuant to the settlement of Williams vs. the State of California, Glendale Unified School District thoroughly inspected each of its school sites at the beginning of the 2006-07 school year to determine whether or not each school had sufficient and good quality textbooks, instructional materials, and/or science laboratory equipment. All students, including English Learners, are required to be given their own individual textbooks and/or instructional materials (in core subjects), for use in the classroom and to take home if necessary. Additionally, all textbooks and instructional materials used within the District must be aligned with the California State Content Standards and Frameworks, with final approval by the Board of Education.



The chart below displays data collected in October of 2006 in regards to the textbooks in use at Balboa Elementary School during the current school year (2006-07).

Textbooks				
Subject	Publisher	Grade Levels	Year Adopted	Quality, Currency, & Availability of Textbooks & Instructional Materials
Language Arts	Houghton Mifflin	K-5th	2003	On August 15, 2006, the district's Board of Education determined that all textbooks at Balboa Elementary School are in adequate supply and fair to excellent condition. The school and district place great emphasis on providing students with the most up-to-date, standards-aligned textbooks and instructional materials; 100% of students in each core subject area possess the necessary textbooks and instructional materials.
	McDougal Littell	6th		
Math	MacMillin-McGraw Hill	K-6th	1997	
Social Science	Harcourt	K	2006	
	MacMillin-McGraw Hill	1st-6th		
Science *	Harcourt	K-5th	2002	
	Holt, Rinehart, & Winston	6th		

* Students at all grade levels have access to computer-supported microscopes.



The school's fully automated library, staffed by a library assistant, is stocked with thousands of books that are available for students to check out, including books translated into Spanish and Armenian. Students visit the library on a weekly basis with their classes and are encouraged to visit before and after school. Six computer workstations within the library are connected to the Internet so students are able to access resources and information online.

Computer skills and concepts prepare students for technological growth and opportunities. Each classroom at Balboa Elementary School contains an average of three computers. Additionally, two portable computer labs, each containing 35 computers, are available for entire classrooms. Students receive computer-assisted instruction on a regular schedule. Regularly utilized software programs include, but are not limited to: Microsoft Office Suite, KidPix, and Accelerated Reader.

Computer Resources	03-04 04-05 05-06		
	Computers	74	117
Students per computer	9.1	5.3	5.2
Classrooms connected to Internet	29	29	29

Substitute Teachers

Substitute teachers must hold a bachelor's degree and have successfully passed the California Basic Educational Skills Test (CBEST). Prior to a substitute's first assignment in the district, he/she attends a three-hour training session on district policies and expectations. A pool of over 300 qualified substitutes is available to Glendale's schools and the district has not yet experienced any difficulties providing qualified substitute teachers. On rare occasions when a substitute is not available for an absent teacher, credentialed staff or administrators will assume the role of the substitute.

Teacher Evaluation & Professional Development

A constructive evaluation process promotes quality instruction and is a fundamental element in a sound educational program.

Evaluations and formal observations are designed to encourage common goals and to comply with the state's evaluation criteria and district policies. Temporary and probationary teachers are evaluated twice a year and tenured teachers are evaluated every other year. Evaluations are conducted by the principal, who has been trained and certified for competency to perform teacher evaluations.



Evaluations are also based on the California Standards for the Teaching Profession, which include:

- Engaging and Supporting all Students in Learning
- Understanding and Organizing Subject Matter for Student Learning
- Assessing Student Learning
- Creating and Maintaining Effective Environments for Student Learning
- Planning Instruction and Designing Learning Experiences for all Students
- Developing as a Professional Educator

Staff members build teaching skills and concepts through participation in conferences and workshops throughout the year. For the past three years, the district has sponsored two staff development days annually where teachers are offered a broad-based variety of professional growth opportunities in curriculum, teaching strategies, and methodologies. During the 2005-06 school year, staff development topics at Balboa Elementary School were primarily focused on the following:

- Textbook Adoption in Language Arts
- Substance Abuse Prevention
- Science & Technology
- Differentiation of Instruction

For additional support in their profession, teachers may enlist the services of the district's Peer Assistance and Review (PAR) program, and/or the Beginning Teacher Support and Assessment (BTSA) facilitator. The Paraprofessional Teacher Training Program (PTTP) is also available, offering assistance to educational assistants interested in pursuing a teaching career.

Teacher Assignment

Glendale Unified School District recruits and employs only the most qualified credentialed teachers. During the 2005-06 school year, Balboa Elementary School staffed 29 fully certificated teachers who met all credential requirements in accordance with the State of California guidelines.

Teacher Credential Status	Balboa ES			GUSD
	03-04	04-05	05-06	05-06
With Full Credential	30	29	29	1,262
Without Full Credential	1	0	0	58
Teaching Outside Subject Area of Competence	n/a	n/a	n/a	67


Figure reflects Interns, Emergency Credentials, and Waivers.

Teacher misassignments reflect the number of placements within a school for which the certificated employee in the teaching or services position (including positions that involve teaching English learners) does not hold a legally recognized certificate or credential. Teacher vacancies reflect the number of positions to which a single designated certificated employee has not been assigned at the beginning of the year for an entire year. For the 2006-07 school year, the most current available data are reported.

Misassignments/Vacancies	04-05	05-06	06-07
	Teacher Misassignments of English Learners	1	2
Teacher Misassignments (Other)	0	0	0
Total Misassignments	1	2	2
Teacher Vacancies	0	0	0

The Federal No Child Left Behind Act requires that all teachers in core subject areas meet certain requirements in order to be considered as "Highly Qualified" no later than the end of the 2005-06 school year. Minimum qualifications include: possession of a Bachelor's Degree, possession of an appropriate California teaching credential, and demonstrated competence in core academic subjects.

	Balboa ES	GUSD		
		All Schools	High-Poverty Schools	Low-Poverty Schools
% of Classes Taught by NCLB Compliant Teachers	96.3%	89.0%	86.0%	89.0%
% of Classes Taught by Non-NCLB Compliant Teachers	3.7%	11.0%	14.0%	11.0%



Teacher & Administrative Salaries

The following chart displays district salaries for teachers, principals, and superintendents, and compares these figures to the state averages for districts of the same type and size. Teacher and administrative salaries as a percent of a district's budget are also listed below.

	GUSD	California
Beginning Teacher Salary	\$38,260	\$37,540
Mid-Range Teacher Salary	\$58,736	\$59,426
Highest Teacher Salary	\$75,794	\$73,925
Average Principal Salary (Elementary)	\$101,615	\$87,162
Average Principal Salary (Middle)	\$102,426	\$96,389
Average Principal Salary (High)	\$107,519	\$105,092
Superintendent Salary	\$186,401	\$185,251
% of Budget for Teacher Salaries	41.9%	40.9%
% of Budget for Administrative Salaries	4.8%	5.3%

School Site Teacher Salaries

State law requires comparative salary and budget information to be reported to the general public. At the time this report was published, the most recent salary comparison data from the State of California was for the 2004-05 school year.

For comparison purposes, the California Department of Education has provided average salary data from unified school districts having above 20,000 average daily attendance statewide. The chart at right illustrates the average teacher salary at Balboa School and compares it to the average teacher salaries at the district and state levels.

Average Teacher Salaries		
School & District	Balboa ES	\$58,530
	GUSD	\$58,888
Percentage of Variation: 0.6%		
School & State	Balboa ES	\$58,530
	All Unified School Districts	\$57,560
Percentage of Variation: 1.7%		

Expenditures & Services Funded

Based on 2004-05 audited financial statements, Glendale Unified School District spent an average of \$7,037 to educate each student. The chart below provides a comparison of Balboa Elementary School's per-pupil funding (from both restricted and unrestricted sources) with district and state (unrestricted) sources.

Expenditures per Pupil		
Balboa	Total	\$4,639
	Restricted (Supplemental) Sources	\$661
	Unrestricted (Basic) Sources	\$3,978
GUSD	Unrestricted Sources	\$4,839
	Percentage of Variation (School/District): 21.6%	
California	Unrestricted Sources	\$4,743
	Percentage of Variation (School/State): 19.2%	

In addition to general state funding, Balboa Elementary School received state and federal categorical funding for the following support programs:

- Title I, Part A (Basic Grant)
- Title V, Part A (Innovative Assistance Programs)
- Economic Impact Aid (EIA)
- English Language Acquisition Program (ELAP)
- Gifted & Talented Education Program (GATE)
- School & Library Improvement Block Grant (SLIBG)

